

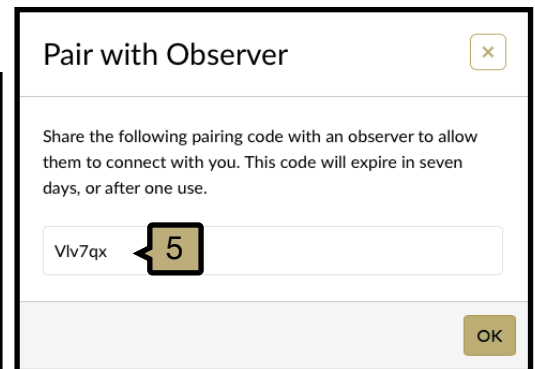
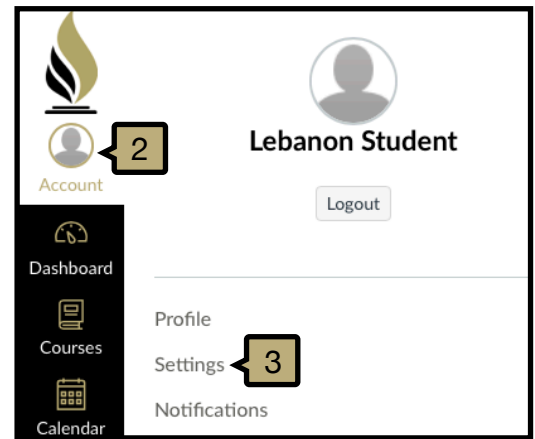


# CANVAS | PARENT ACCESS

## Steps For Parent Access to Canvas

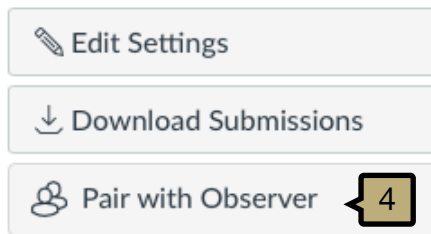
### STUDENT GENERATED PAIRING CODE

1. Sign into your student Canvas account at [lebanon.instructure.com](https://lebanon.instructure.com) on a web browser
2. Click on **Account** on the navigation bar on the left side of the screen
3. Click on **Settings** within the Account Menu
4. Click on **Pair with Observer** on the right side of the screen
5. Write the Pairing Code on the bottom of this sheet and give to your parent



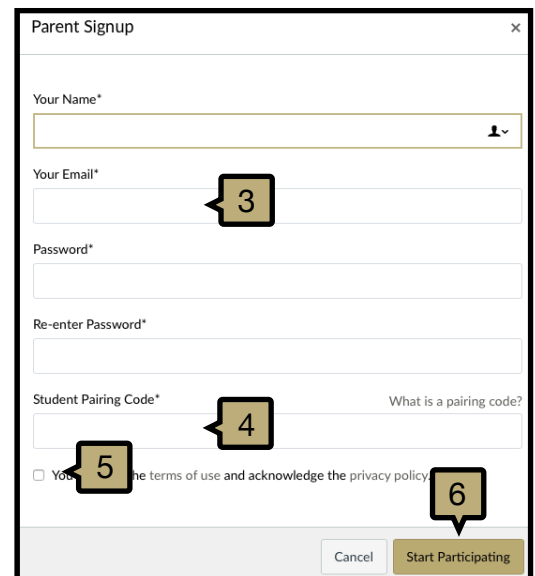
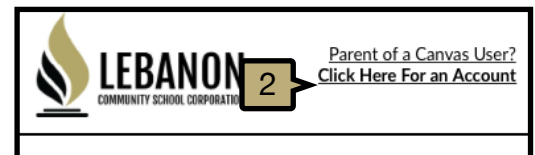
#### NOTE:

The pairing code will expire in 7 days



### CREATING PARENT ACCOUNT & PAIRING WITH A STUDENT

1. Go to [lebanon.instructure.com](https://lebanon.instructure.com) on a web browser
2. Above the login window click **Parent of a Canvas user? Click Here For an Account**
3. Enter Parents Information for **Name, Email, Password**
4. Enter the **Student Pairing Code** Provided by the student using the steps shown above.
5. Check the box to agree to the **Terms of Use**
6. Click **Start Participating**



Pairing Code: \_\_\_\_\_