



Connecting Your Computer to Your Home Network

Log into the computer. Connect the computer to your wifi by clicking on the wifi icon  the top right screen. Look for your network name and click on it. A box will pop up for you to enter the password to your wifi.

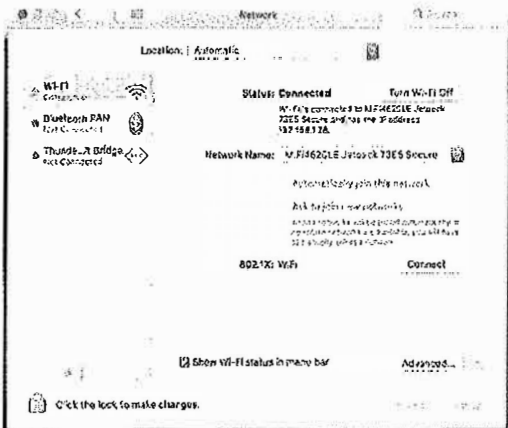
After connecting to your home network, open up Safari. You will see a pop-up window saying "Proxy Authentication Required". Click on System Preferences.



Another pop-up window will appear asking for your Username and Password. Enter the same name and password you use to log into your computer with and click Ok.



Then close the following below.



You are now ready to use your computer at home.